



Investor Presentation



01

TABLE OF CONTENTS

Our Company

02

Our Business

03

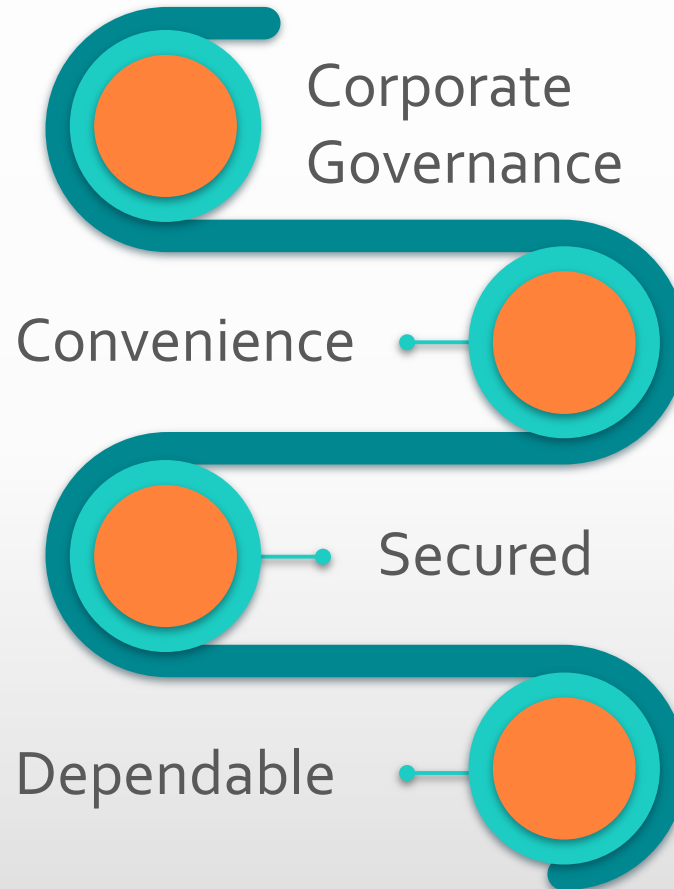
Our Financials



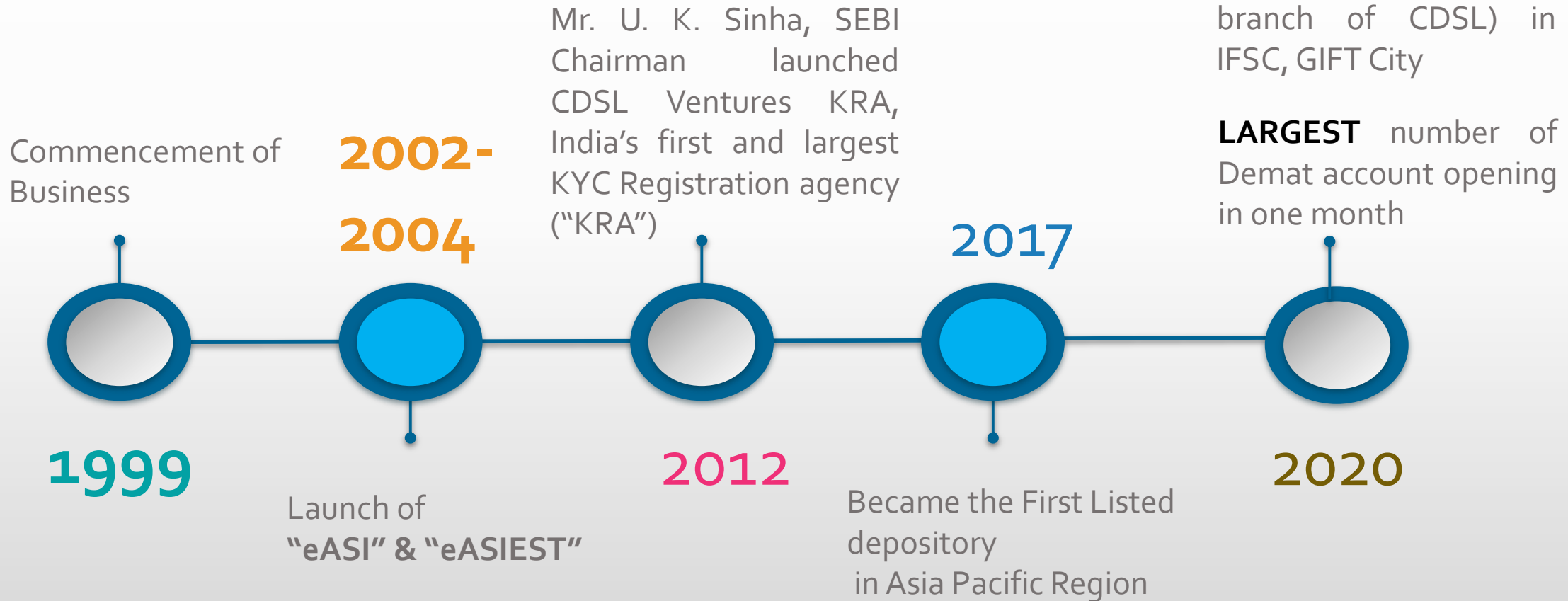
Our Company



Our Values




Our History






Our Vision & Mission



Empower the idea of
Independent Investor



Enhancing the
Convenience

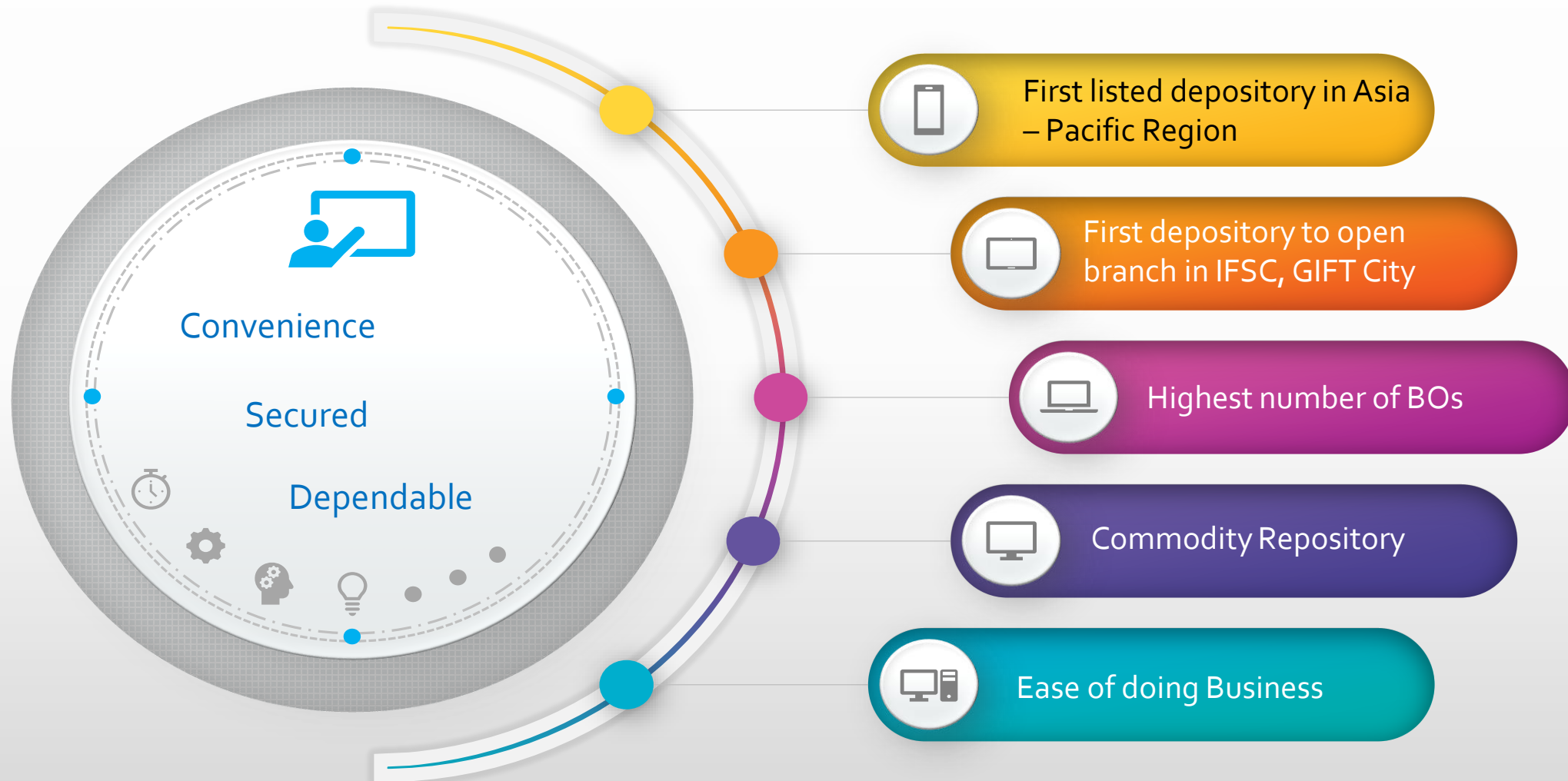


Enhancing the
Security



Enhancing
Ease of Doing of Business

Our USP





Our esteemed Board of Directors



**Shri B. V. Chaubal,
Chairman**

Former Deputy
Managing Director,
State Bank of India



**Smt. Preeti Saran,
Public Interest Director**

Secretary (retired),
Ministry of External
Affairs, Government of
India.



**Prof (Dr.) Bimal. N.
Patel, Public Interest
Director**

Director-General,
Raksha Shakti University
Member of the National
Security Advisory Board,
Government of India,
Member of the 21st Law
Commission of India,
Government of India.



**Shri Siddhartha Pradhan,
Public Interest Director**

Former Vice-Chairman,
Income Tax Settlement
Commission and Former
Additional Secretary,
Department of
Disinvestment in the
Ministry of Finance.
Currently Member of a High
Level Committee of
Ministry of Petroleum &
Natural Gas relating to
Petroleum Sector
Restructuring.



**Shri Umesh Bellur,
Public Interest Director**

Head of Dept. of Computer
Science & Engineering,
Indian Institute of
Technology Bombay,
Mumbai, India



Our esteemed Board of Directors



**Shri Masil Jeya Mohan,
Shareholder Director**

Additional Executive Director,
Investment, Operations, Life
Insurance Corporation of India
(LIC)



**Shri Nayan Mehta,
Shareholder Director**

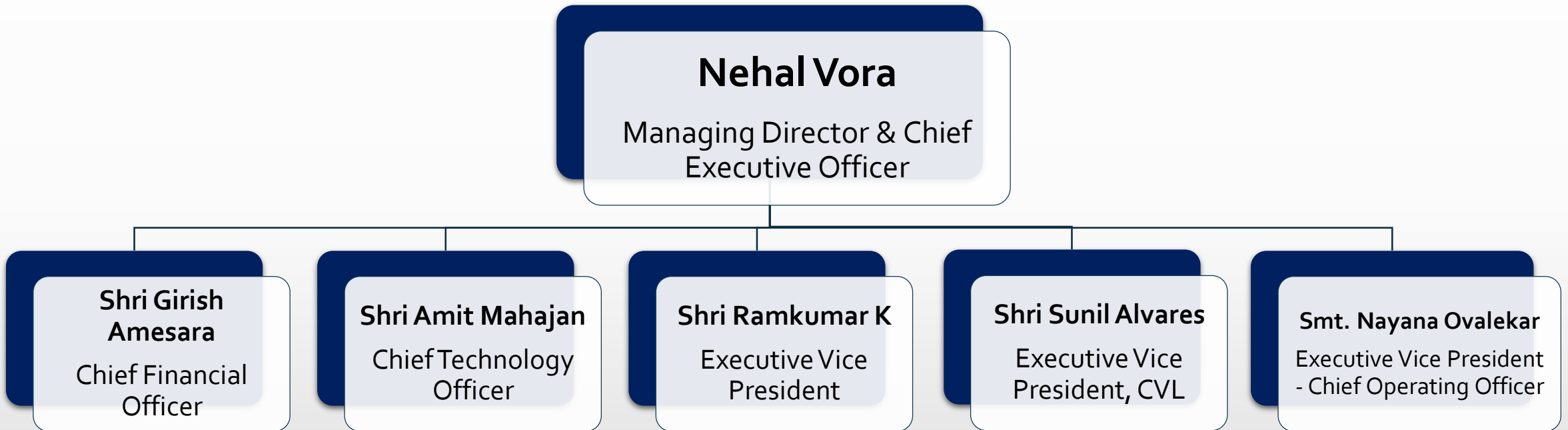
Chief Financial Officer of
BSE Ltd.



Shri Nehal Vora

Managing Director &
Chief Executive Officer

Our Experienced Management





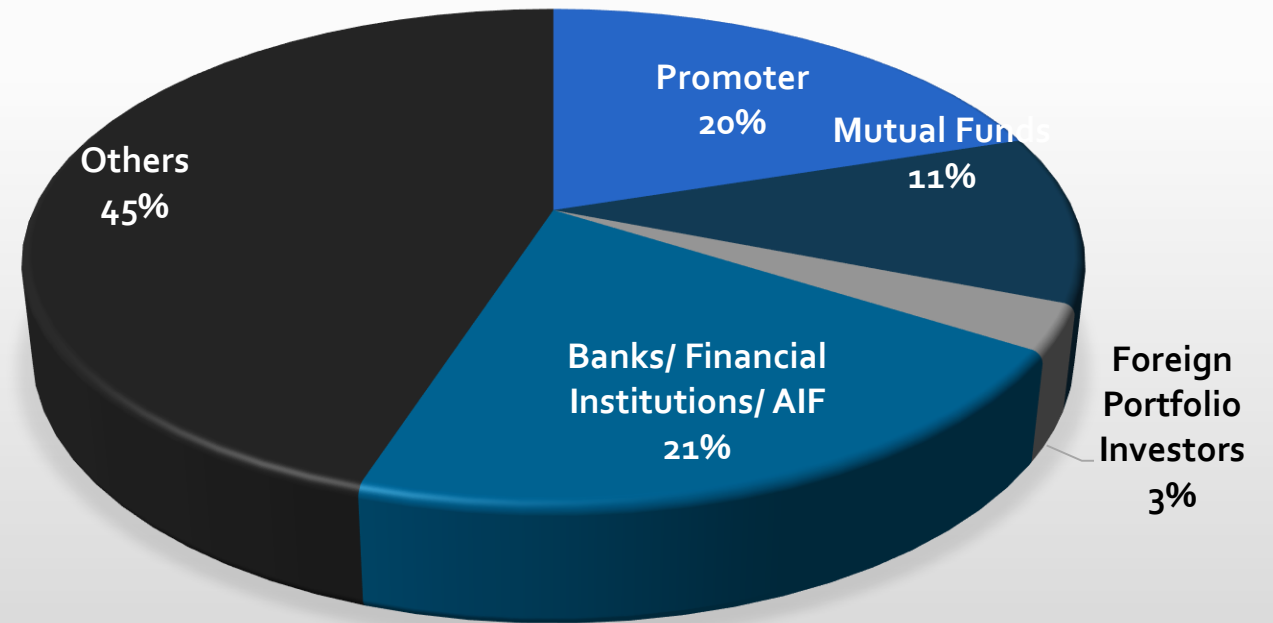
Top 5 shareholders	%
BSE Limited	20.00%
HDFC Bank Ltd.	7.19%
Standard Chartered Bank	7.18%
Canara Bank	4.44%
Life Insurance Corporation Of India	4.15%

Shareholders	%
Institutions	62%
Retail	38%

Our Shareholders

CDSL is the **First Listed** depository of India & **Second Listed** depository in the world

% OF TOTAL SHAREHOLDING



Our Subsidiaries



CDSL Ventures Limited “CVL”

Conceptualised, designed & implemented the KRA system with the Mutual Fund industry in 2006

First and the largest KYC Registration Agency (KRA) in the country with over **2.44 crore fully digitized KYC records as on Sept 30, 2020**

CVL commenced RTA Operations in November 2018 and is currently servicing **539 unlisted companies as on Sept 30, 2020**

CVL facilitates intermediaries to upload their KYC records in the CKYC and has processed 16.88 lakh CKYC records since April 1, 2017

CVL is a leading GST Suvidha Provider having processed approximately 8 crore invoices since April 1, 2017.

Focus on unlocking the business potential with new revenue streams

CVL has processed over 1.5 crore records with over 7.5 crore documents in order to process the refunds to PACL investors.

c-KYC

e-sign

Our Subsidiaries



CDSL Insurance Repository Limited "CIRL"

CDSL IR has received registration certificate from Insurance Regulatory and Development Authority of India (IRDAI) to act as an **'Insurance Repository'**

e-Insurance

**5.76 Lakh e-insurance
accounts***

Our Subsidiaries



CDSL Commodity Repository Limited "CCRL"

Started operations on 30th September 2017 and operates under regulatory authority of Warehouse Development and Regulatory Authority (WDRA)

eNWRs issued: 15876 Cumulative no. of eNWR issued

Hold electronic warehouse receipts (negotiable and non-negotiable) eNWR & eNNWR in demat form

2913 registered
warehouses



Our Business




Our Business

Investor Accounts

— Competition — CDSL

54%
aggregate market-share

261.28
200.09
205.63



Spread across 94% pin-code

Our Business

Depository Participants





Our Services

Value Added Services



Facilitation of Annual General Meetings through Video Conference

Helping companies conduct their AGM smoothly in current times, through Video Conference



Email Updation

Helping companies update their shareholder email ids for better communication



e-DIS

Electronic Instruction Platforms of Stock Brokers / Depository Participants



E-Voting

Paper-less voting of resolutions from the comfort of your home



Our Services

Core E-Services

Electronic Access to Securities Information *easi*

Allows Beneficiary Owners (BOs) to monitor their CDSL Demat account from anywhere and at anytime

Electronic Access to Securities Information & execution of secure transactions *easitest*

Allows Beneficiary Owners (BOs) to submit their debit transactions

Myeasi Mobile App *MyEasi*

Myeasi Mobile App is designed with adaptive technology such that its fits in all Smartphones/tab screen size

e-KYC

Our Aadhaar eKYC service of UIDAI provides an instant, electronic & non-repudiable proof of identity and proof of address



Our Services

Core E-Services



e-Voting



Paper-less voting of resolutions from the comfort of your home



m-Voting



Mobile application for e-voting



e-CAS



Consolidated Account Statement to view all your capital market investments together



SMART - SMS Alerts Related to Transactions

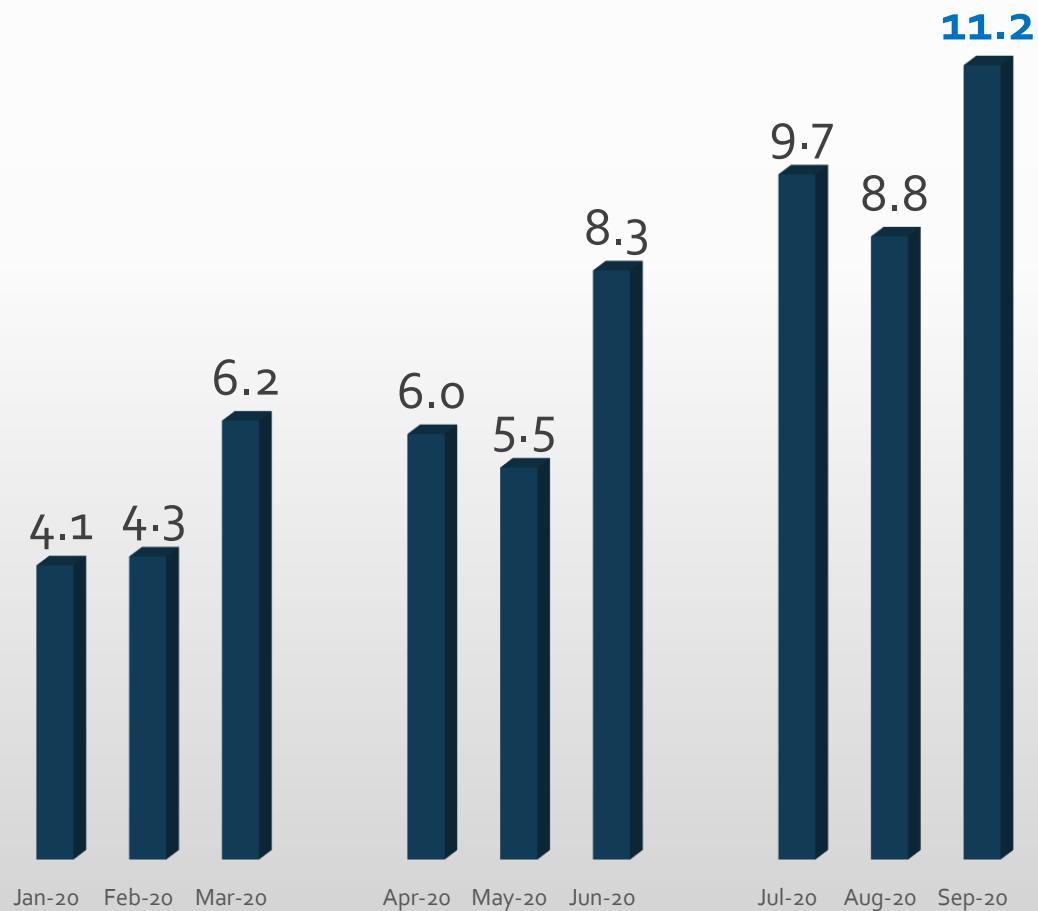


BOs registered for this facility to receive SMS alerts

Business Statistics



Active Investor accounts opened
(in lakhs)



Highest in the
history

Particulars	As on September 30,2020
Number of Securities in Demat Custody (In Lakhs)	45,43,060
Value of Securities in Demat Custody (In Lakhs)	20,77,00,680
No. of Live companies	15455
Depository Participants	593

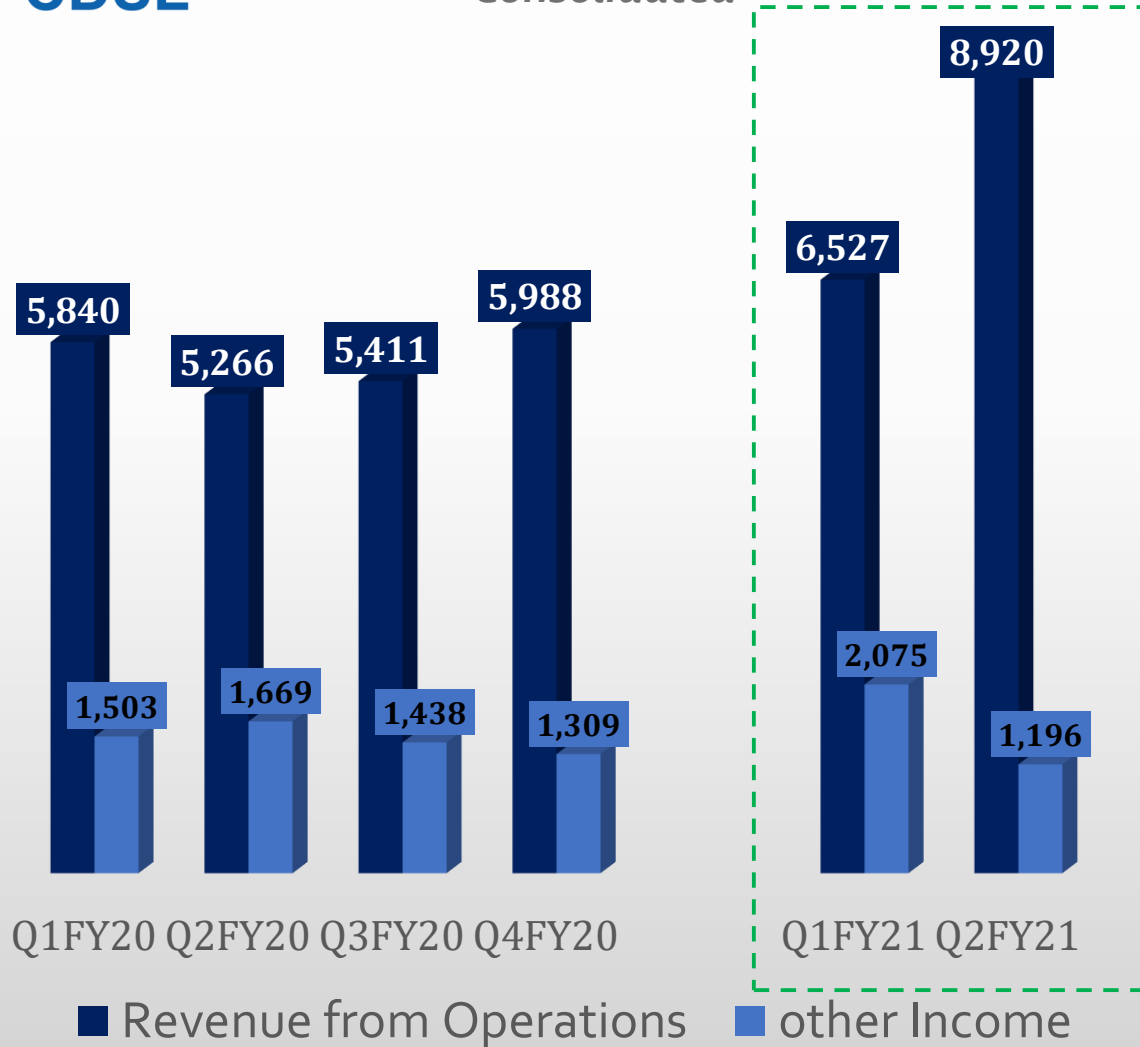


Our Financials

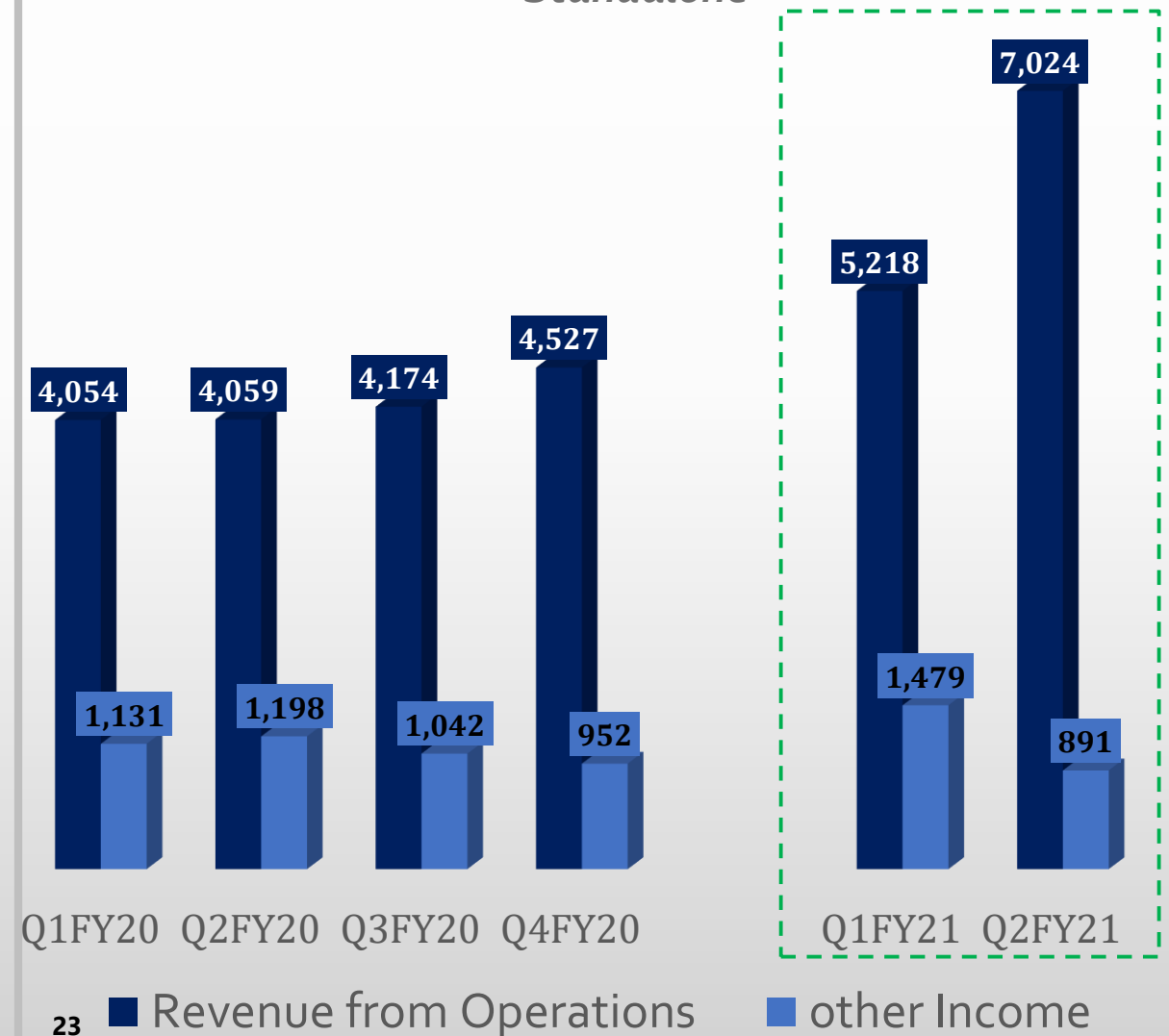
Financial Performance

(In Lakhs)

Consolidated



Standalone



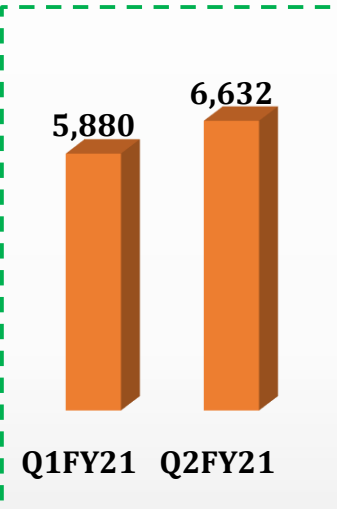
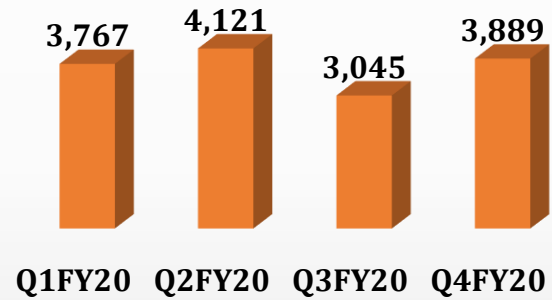


Financial Performance

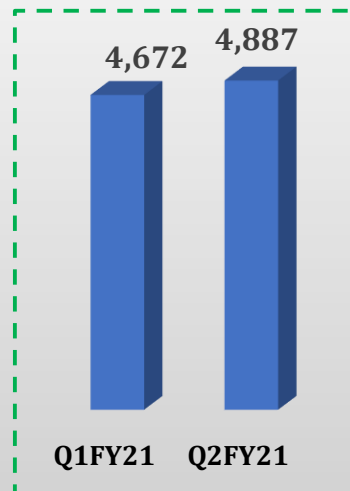
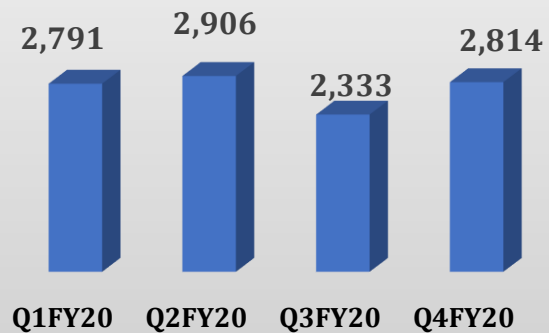
(In Lakhs)

Consolidated

EBITDA

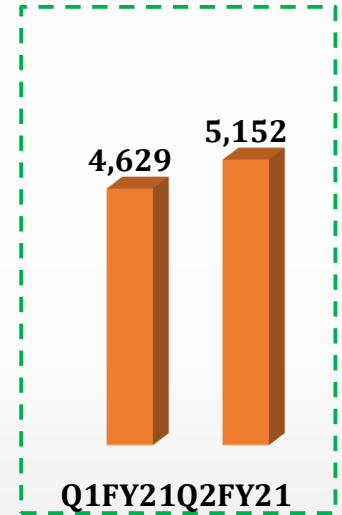
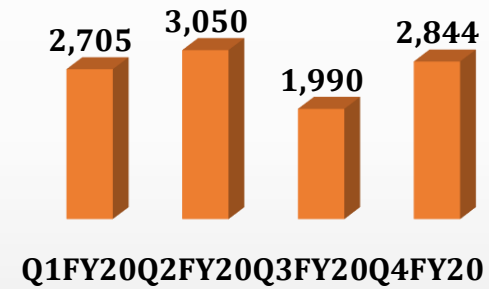


Net Profits

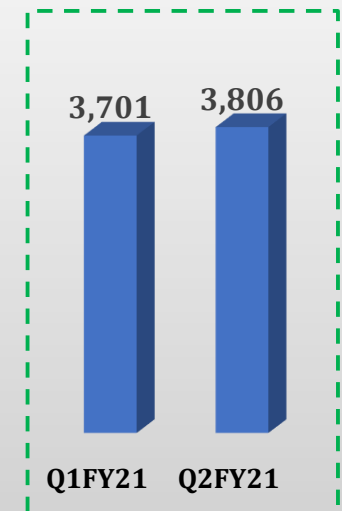
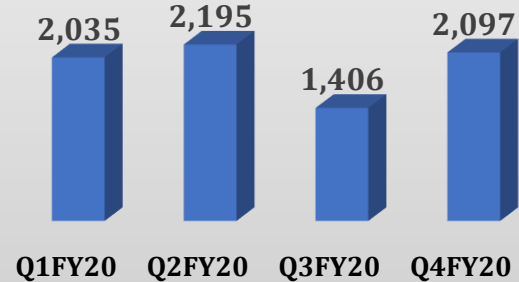


Standalone

EBITDA

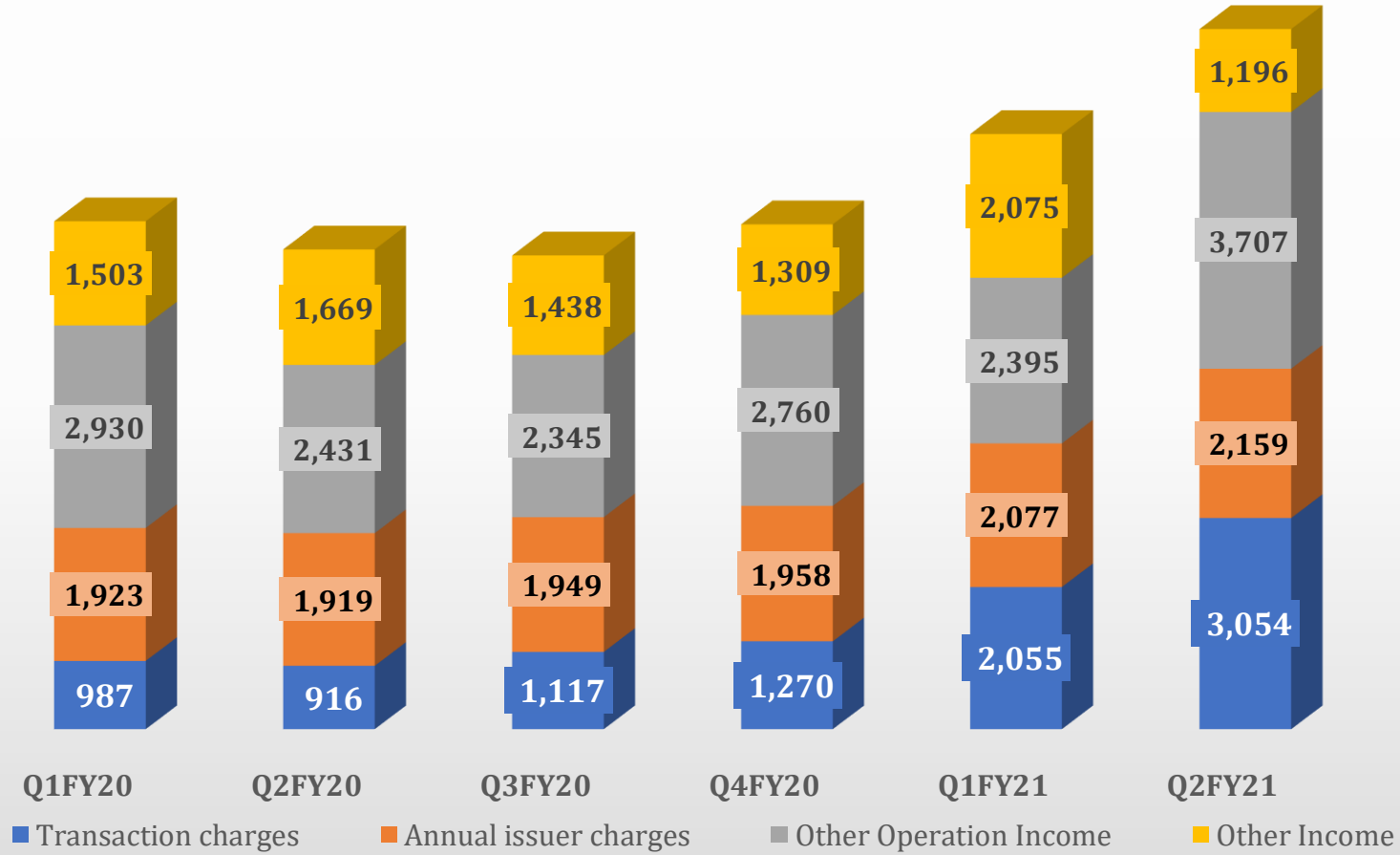


Net Profits



Revenue Breakup | Quarterly

Consolidated



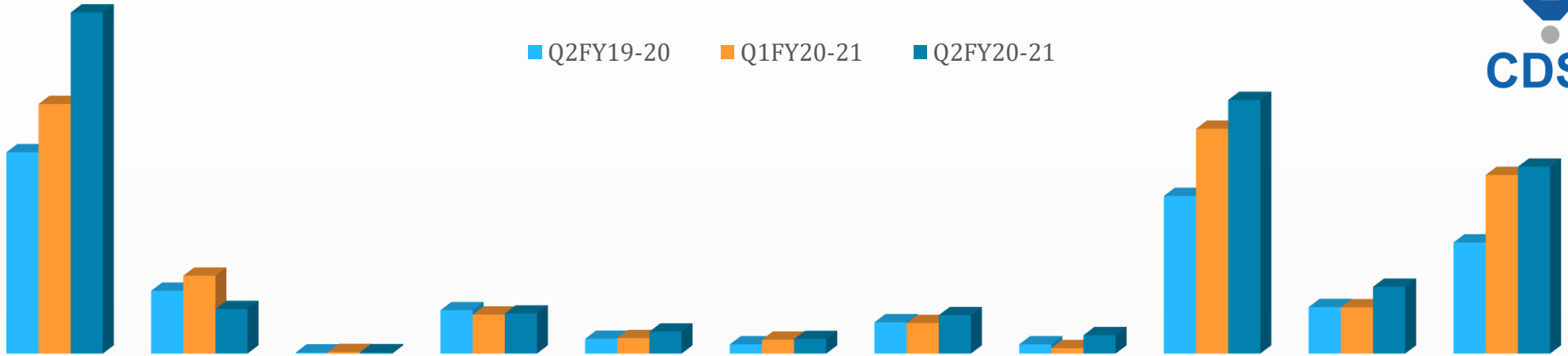
(In Lakhs)

Financial Table

Consolidated | Quarterly



Q2FY19-20 Q1FY20-21 Q2FY20-21



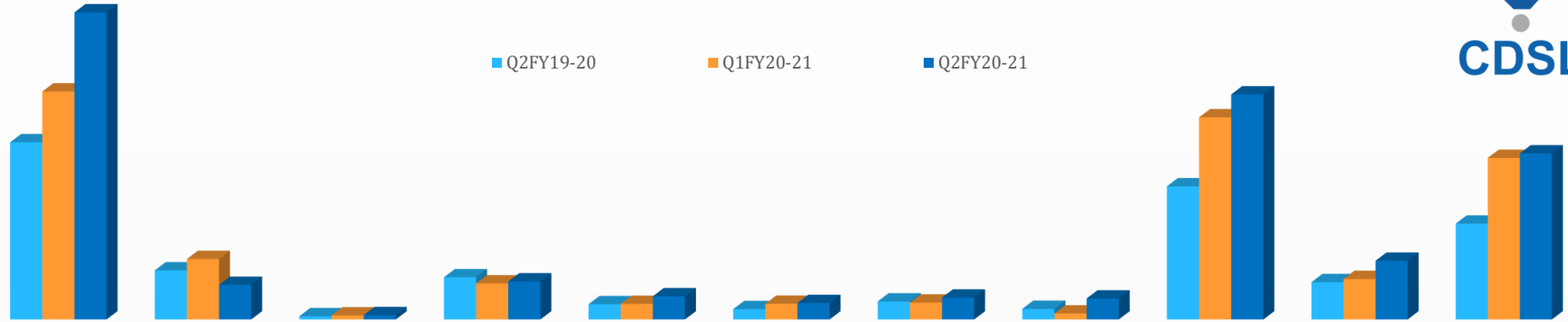
Particular	Operating Income	Investment Income	Other Income	Employee Costs	Tech Expense	Regulatory Cost	Admin & Other Exp	Debtor Provision	EBITDA	I,T,D*	PAT
Q2 FY21	8920	1164	32	1046	575	380	1003	481	6632	1744	4887
Q1 FY21	6527	2036	39	1017	404	362	799	140	5880	1207	4672
QoQ Variance ₹	2393	-871	-7	29	171	18	204	341	751	537	215
Variance %	37%	-43%	-18%	3%	42%	5%	26%	244%	13%	44%	5%
Q2 FY20	5266	1641	28	1133	385	239	817	240	4121	1215	2906
YoY Variance ₹	3654	-477	4	-87	190	141	186	241	2511	529	1981
Variance %	69%	-29%	14%	-8%	49%	59%	23%	100%	61%	44%	68%

(In Lakhs)

I,T,D = Interest, Tax, Depreciation

Financial Table

Standalone | Quarterly



Particular	Operating Income	Investment Income	Other Income	Employee Costs	Tech Expense	Regulatory Cost	Admin & Other Exp	Debtor Provision	EBITDA	I,T,D	PAT
Q2 FY21	7024	793	98	872	531	377	502	481	5152	1346	3806
Q1 FY21	5218	1385	94	826	357	359	388	138	4629	928	3701
QoQ Variance ₹	1806	-592	5	46	174	18	114	343	523	418	105
Variance %	35%	-43%	5%	6%	49%	5%	30%	249%	11%	45%	3%
Q2 FY20	4059	1125	73	967	349	236	412	243	3050	855	2195
YoY Variance ₹	2965	-332	24	-95	182	141	90	238	2102	491	1611
Variance %	73%	-30%	32%	-10%	52%	60%	22%	98%	69%	57%	73%

(In Lakhs)

THANK YOU!

